Shkalneek 1

Lingít Stories for Beginners
Level 1 - Workbook

Table of Contents

TABLE OF CONTENTS 2

1. KÉET KA GOOCH SHKALNEEK 4

WORKSHEET 1 4
WORKSHEET 2 6
WORKSHEET 3 13
WORKSHEET 4 21

2. YÉIL DU WAAGI ḴUT AKAAWAG̲ÉEX' SHKALNEEK SHUX'WÁA AA SHOOWÚ 24

WORKSHEET 1 24
WORKSHEET 2 26
WORKSHEET 3 32
WORKSHEET 4 40

3. YÉIL DU WAAGI ḴUT AKAAWAG̲ÉEX' SHKALNEEK DAX̲.AA AA SHOOWÚ 44

WORKSHEET 1 44
WORKSHEET 2 46
WORKSHEET 3 52
WORKSHEET 4 60

4. YÉIL DU LÚ ḴUT AAWAG̲ÉEX' SHKALNEEK SHUX'WÁA AA SHOOWÚ 63

WORKSHEET 1 63
WORKSHEET 2 65
WORKSHEET 3 71
WORKSHEET 4 79

5. YÉIL DU LÚ ḴUT AAWAG̲ÉEX' SHKALNEEK DAX̲.AA AA SHOOWÚ 82

WORKSHEET 1 82
WORKSHEET 2 84
WORKSHEET 3 91
WORKSHEET 4 99

6. S'IGEIDÍ ḴA X̲ALAK'ÁCH' SHKALNEEK 102

WORKSHEET 1 102
WORKSHEET 2 104
WORKSHEET 3 111
WORKSHEET 4 119

7. LITSEENI KÁA SHKALNEEK 123

WORKSHEET 1 123
WORKSHEET 2 125
WORKSHEET 3 130
WORKSHEET 4 138

8. DIYÉEN SHKALNEEK 141

WORKSHEET 1 141
WORKSHEET 2 143
WORKSHEET 3 150
WORKSHEET 4 158

9. DU SHÁT YAHAAYÍ SHKALNEEK 161

WORKSHEET 1 161
WORKSHEET 2 163
WORKSHEET 3 170
WORKSHEET 4 178

10. K'ÁKW SHKALNEEK 181

WORKSHEET 1 181
WORKSHEET 2 183
WORKSHEET 3 190
WORKSHEET 4 198

11. YÉIL A DAAT KAGÁN ḴU.OO ḴUKAAWATEEYÍ DATA SHKALNEEK 201

WORKSHEET 1 201
WORKSHEET 2 203
WORKSHEET 3 209
WORKSHEET 4 216

12. LÉELK'W ẊALAK'ÁCH' SHKALNEEK 220

WORKSHEET 1 220
WORKSHEET 2 222
WORKSHEET 3 229
WORKSHEET 4 237

13. XÍXCH' SHAAWÁT SHKALNEEK 241

WORKSHEET 1 241
WORKSHEET 2 243
WORKSHEET 3 250
WORKSHEET 4 258

14. WUDITLÁẊ SHÚ SHKALNEEK 261

WORKSHEET 1 261
WORKSHEET 2 263
WORKSHEET 3 270
WORKSHEET 4 278

15. TÁAX'AA SHKALNEEK 281

WORKSHEET 1 281
WORKSHEET 2 283
WORKSHEET 3 290
WORKSHEET 4 298

1. kéet ka gooch shkalneek

_____ **yoo xat duwasaakw**

Worksheet 1

Instructions: Fill in the blanks with a word from the list. Each word in the list is used only once.

Set 1 Wordbank exercise

yéi yaawakaa has aawal'óon naxtoo.aat! kéet

has loowagook amsiteen tlél awusteen

1. tawéi kut _____.

2. gooch keijín tawéi _____.

3. «máa sá i tuwáa sigóo eel'ooní?» gooch _____.

4. «_____!» gooch yéi yaawakaa.

5. kéetch _____ wé tawéi.

6. tawéi _____.

7. _____ ka gooch al'óonix has sitee.

Set 2 and 3 Wordbank exercises

kúnáx aawasháat tsaa

tél awusteen al'óoni wudlisees

1. «gooch. wa.é kúnáx yak'éiyi _____ áwé.»

2. gooch nás'k _____ amsiteen.

3. tsaa kut _____.

4. gooch tléix’ tawéi _____.

5. « _____ yak’éiyi aa áyá x̲át.»

6. kéetch _____ wé tsaa.

kéet ka gooch shkalneek

_____ **yoo xat duwasaakw**

Worksheet 2

Instructions: Write the correct Lingít sentence for the corresponding image from kéet ka gooch shkalneek. Use the space provided next to each picture. The pictures are divided into sets and in random order.

Set 1

	
	
	

	
	
	
	
	

	
	
	

Set 2

	
	
	
	
	

	
	
	

Set 3

	
	
	
	
	

	

kéet ka gooch shkalneek

_____ **yoo xat duwasaakw**

Worksheet 3

Instructions: Translate the sentences into English. Sentence **a** is from the story. Sentences **b** and **c**, which follow, are similar sentences with different vocabulary the class has learned.

Set 1

1.

a.) kéet ka gooch al'óonix has sitee.

_____

b.) du tláak'w ka du káak taay ka.éixix has sitee.

_____

c.) ax éek' washéen daa yéi jineiyíx sitee.

_____

2.

a.) gooch keijín tawéi amsiteen.

_____

b.) i dachxán tleikáa kutx.anaháa amsiteen.

_____

c.) ax sáni tleidooshú jinkaat ka nás'k watsíx amsiteen.

_____

3.

a.) tawéi k̲ut has loowagook̲.

b.) du x̲ooníx̲ k̲ut has loowagook̲.

c.) wé yadák'w k̲a wé shaatk' k̲ut has loowagook̲.

4.

a.) tawéich has amsiteen.

b.) kéet k̲a gooch k̲aach has amsiteen.

c.) wé kuts'een k̲a xíxch' yées shaawátch has amsiteen.

5.

a.) kéet du toowú yanéekw.

b.) kéet du toowú sigóo.

c.) i léelk'w du toowú wulatseenín.

Note: *-ch* after *taweĩ* shows who is doing the action of seeing.

Set 2

1.

a.) kéet yéi yaawak̲aa: «máa sá i tuwáa sigóo eel'ooní?»

b.) ax̲ x̲úx̲ yéi yaawak̲aa: «dáa sá i tuwáa sigóo eel'ooní?»

c.) wé kashxeedí yéi yaawak̲aa: «tél aan at kadushxit át ax̲ tuwáa ushgú»

2.

a.) kéetch tél awusteen wé tsaa.

b.) i chaanch tél awusteen wa.é áwé.

c.) du shátch tél awusteen wé yatseeneit.

Note: ***-ch*** after *kéetch* shows who is doing the action of seeing.

3.

a.) gooch tléix' tsaa aawasháat.

b.) wé sgóonwan tleidooshú x̲áat aawasháat.

c.) wé atk'iyátsk'u nas'gadooshú x'áax' aawasháat.

4.

a.) kéet yéi yaawaḵaa: «naẋtoo.aat!»

b.) wé ḵunáagu yéi yaawaḵaa: «i wudichún!»

c.) at sháade háni ḵa yéi jineiyí yéi yaawaḵaa: «haa yaa ḵumsigáat!»

5.

a.) Tsaa has aawal'óon.

b.) dzísk'w du ẋúẋ ḵa du yéet has aawal'óon.

c.) tél gijook has awul'óon.

Set 3

1.

a.) gooch yéi yaawaḵaa: «ḵúnáx yak'éiyi aa áyá x̱át.»

b.) wé yées shaawát yéi yaawaḵaa: «ḵúnáx shakligéiyi aa áyá x̱át.»

c.) wé yées shaawát yéi yaawaḵaa: «ḵúnáx shakligéiyi aa áyá x̱át.»

2.

a.) kéet yéi yaawaḵaa: «tléik'. x̱át áyá.»

b.) wé ḵaashaan yéi yaawaḵaa: «tléik'. wa.é áyá.»

c.) t'ukanéiyi yéi yaawaḵaa: «aaa. x̱át áyá.»

3.

a.) tsaa k̲ut wudlisees.

b.) x̲áat k̲ut wudlisees.

c.) kageet k̲ut wudlisees.

4.

a.) tsaach has amsiteen.

b.) ják̲wgu shaatk'iyátsk'uch amsiteen.

c.) ch'áak'ch has amsiteen.

5.

a.) «gooch. wa.é áwé k̲únáx̲ yak'éiyi al'óoni áwé.»

b.) «kèyishí. wa.é áwé k̲únáx̲ yak'éiyi k̲oo at latóom aa áwé.»

c.) «wa.é áwé k̲únáx̲ sh yakjik'éiyi káagwindaa áwé.»

kéet ka gooch shkalneek

_____ **yoo xat duwasaakw**

Worksheet 4

Instructions: In the spaces provided, write kéet ka gooch shkalneek as best as you can in Lingít.

1.
2.
3.
4.
5.
6.
7.
8.

9.

10.

11.

12.

13.

14.

15.

16.

17.

18.

19.

20.

21.

22.

23.

24.

25.

2. yéil du waagi k̲ut akaawagéex' shkalneek shux'wáa aa shoowú

_____ **yoo x̲at duwasaakw**

Worksheet 1

Instructions: Fill in the blanks with a word from the list. Each word in the list is used only once.

Set 1 Wordbank exercises

dax̲ akaawax̲áa	kei uwa.íx'	héen x̲'éide	kei uwa.éex'
k̲ux̲ wujixíx	naháashadi	akaawasháat	

1. _____ áwé.

2. tléik̲w _____.

3. _____wugoot.

4. yéil _____.

5. «yaakw!» _____ du waagí.

6. du waak _____.

7. «_____yaakw yisateení!»

Sets 2 & 3 Wordbank exercises

akaawax̲út'	k̲utées'	lingítch	aax̲ has akaawatee
k̲ut kawaaxeex	guna.át	k̲ux̲ uwagút	x̲'eiwatán

1. wé _____ has amsiteen du waagí.

2. aax̲ yóot _____.

3. du waagí _____.

4. yéil du waagí tin yoo _____.

5. wé lingítch _____ du waagí.

6. yéil _____.

7. du waagí _____.

8. «_____waagi.»

yéil du waagi k̲ut akaawagéex’
shkalneek shux’wáa aa shoowú

_____ **yoo x̲at duwasaakw**

Worksheet 2

Instructions: Write the correct Lingít sentence for the corresponding image from yéil du waagi k̲ut akaawagéex’ shkalneek shux’wáa aa shoowú.
Use the space provided next to each picture. The pictures are divided into sets and in random order.

Set 1

	
	
	

	
	
	
	
	

	
	
	

Set 2

	
	
	
	
	

	

	

Set 3

	
	
	
	
	

yéil du waagi k̲ut akaawagéex' shkalneek
shux'wáa aa shoowú

_____ **yoo x̲at duwasaakw**

Worksheet 3

Instructions: Translate the sentences into English. Sentence **a** is from the story. Sentences **b** and **c**, which follow, are similar sentences with different vocabulary the class has learned.

Set 1

1.

a.) yéil du éet yaan uwaháa.

_____

b.) a x̲ éet yaan uwaháa.

_____

c.) i éet yaan uwaháa gí?

_____

2.

a.) tléik̲w da x̲ akaawa x̲áa.

_____

b.) x'áax' k̲a ánjis da x̲ akaawa x̲áa.

_____

c.) káax' k̲a kóox uwa x̲áa.

_____

3.

a.) x̲áat du tuwáa sigóo uwax̲aayí

b.) gishoo taayí du tuwáa sigóo uwax̲aayí.

c.) inyán du tuwáa ushgú uwax̲aayí.

4.

a.) héen x̲’éide woogoot.

b.) hoon daakahídidé x̲waagoot.

c.) tlél táayde wugoot.

5.

a.) «kei éex’ yaakw yisateení!»

---

b.) «kei éex’ kuts’een yisateení!»

---

c.) «kei éex’ a<u>x</u> tláa yisateení!»

Note: *da<u>x</u>* = each of them / *akaa* = for round objects

Set 2

1.

a.) «yaakw!» kei uwa.íx’ du waagí

---

b.) «tléik’!» kei uwa.íx’ wé t’ukanéiyi.

---

c.) « <u>k</u>úná<u>x</u> yak’éiyi aa áyá <u>x</u>át!» kei uwa.íx’ wé yadák’w

---

2.

a.) yaakw awé yéi yatee

b.) i katíx̲’aayi awé yéi yatee

c.) gooch awé yéi yatee.

3.

a.) wé lingítch has amsiteen du waagí

b.) i tláa k̲a i éesh has amsiteen ax̲ gwéili.

c.) wé lingítch tlél has awusteen wé guna.át waagI.

4.

a.) wé lingítch aax̲ has akaawatee du waagí.

b.) wé k̲oo at latóom aa aax̲ aawatee wé k̲aashaxáshá.

c.) wé lingítch aax̲ tĺel has awutee wé kooxéedaa.

5.

a.) du waagí k̲ut kawaaxeex.

b.) ax̲ x̲eidu k̲ut awaaxeex.

c.) i dooyaax̲ naa.át k̲ut awaaxeex

Note 1:
aax̲ aawatee = s/he picked it up of it (general compact object)
aax̲ akaawatee = s/he picked it up off it (round object)
aadé aawatee = s/he took it there

Note 2:
k̲ut = getting lost
awaaxeex = it happened

Set 3

1.

a.) yéil du waagí tin yoo x̲’eiwatán.

b.) du tláa wa.é tin yoo x̲’eiwatán.

c.) wé dáakda wé k̲unáagu tin yoo x̲’eiwatán.

2.

a.) yéil aax̲ woogoot.

b.) wasóos tlél aax̲ wugoot.

c.) gáx̲ aax̲ woogoot

3.

a.) du waagí k̲utées’.

b.) wé k̲aa jila.aadí k̲utées’.

c.) ch’áak’ k̲utées’.

4.

a.) tél yaakw áwé!

b.) tél i x’óowu áwé!

c.) a<u>x̲</u> guk.ádi áwé!

5.

a.) yéil x’áant uwanúk.

b.) i tláa x’áant uwanúk.

c.) tlél a<u>x</u> tláa x’áant wunook.

Note: *aax* = from it, from there

yéil du waagi k̲ut akaawagéex’ shkalneek shux’wáa aa shoowú

_____ **yoo x̲at duwasaakw**

Worksheet 4

Instructions: In the spaces provided, write yéil du waagi k̲ut akaawagéex’ shkalneek shux’wáa aa shoowú as best as you can in Lingít.

1.
2.
3.
4.
5.
6.
7.

8.

9.

10.

11.

12.

13.

14.

15.

16.

17.

18.

19.

20.

21.

22.

23.

24.

25.

26.

27.

28.

3. yéil du waagi k̲ut akaawagéex' shkalneek da x̲.aa aa shoowú

_____ **yoo x̲at duwasaakw**

Worksheet 1

Instructions: Fill in the blanks with a word from the list. Each word in the list is used only once.

Set 1 Wordbank exercises

aan eetí k̲ut kaawaxeex x̲'eiwawóos' shaawát shaan
tléiná x̲ wootee x̲'aan kei uwach'éx̲'

1. _____ amsiteen.

2. yéil _____.

3. s'ísaa hít niyaadé _____.

4. _____ gookt woonook.

5. yéilch' _____: «yisiteen gé a x̲ waagí?»

6. yéil du waagí _____.

7. _____ aadé amsiteen

Set 2 Wordbank exercises

s'ísaa hít k̲u x̲ akaawatee lingít kamdlixís'
á katéen kei mdik̲ín / kei wudikín (dialect) dei x̲waa

1. du waagí du shantú _____.

2. s'ísaa hít tú _____.

3. wé k̲áa du waagí du jintáak_____.

4. _____ kut wudiḵeen.

5. yéil _____.

6. «aaa, wé _____ has du jeewú i waaḵ.»

7. yéil _____ uwagút.

Set 3 Wordbank exercises

yoo x̲’eiwatán	ách áyá	x̲’alitseen	aax̲ akaawatee
gaan woolí	s’eeḵ	woogaax̲	

1. _____ áwu.

2. _____ t’ooch’ yáx̲ wootee.

3. yéil du waagí _____.

4. yéil _____ tóonáx̲ wudiḵeen.

5. yéil _____ .

6. «i waagí _____.»

7. yéil ḵaa een _____.

yéil du waagi k̲ut akaawagéex’ shkalneek dax̲.aa aa shoowú

_____ yoo x̲at duwasaakw

Worksheet 2

Instructions: Write the correct Lingít sentence for the corresponding image from yéil du waagi k̲ut akaawagéex’ shkalneek dax̲.aa aa shoowú.
Use the space provided next to each picture. The pictures are divided into sets and in random order.

Set 1

	
	
	

	
	
	
	
	

	

	

Set 2

	
	
	
	
	

	
	
	

Set 3

	
	
	
	
	

yéil du waagi k̲ut akaawagéex' shkalneek
dax̲.aa aa shoowú

_____ **yoo x̲at duwasaakw**

Worksheet 3

Instructions: Translate the sentences into English. Sentence **a** is from the story. Sentences **b** and **c**, which follow, are similar sentences with different vocabulary the class has learned.

Set 1

1.

a.) aaa, wé lingít has du jeewú i waak̲.

b.) aaa, du kéek' du jeewú du x̲'uskeit át.

c.) tléik', i dachx̲án tél has du jee i kéesi.

2.

a.) yéil yaa nagút.

b.) ux̲ layeix̲í eetíde yaa nx̲agút.

c.) góode sá yaa neegút?

3.

a.) aan eetí amsiteen.

b.) tél aan eetí awusteen.

c.) daa sá yisiteen?

4.

a.) x̲’aan gookt woonook.

b.) wé naháashadi ká yeenook.

c.) tlél x̲’aan gookt wunook.

5.

a.) yéilch’ x̲’eiwawóos’: «yisiteen gé ax̲ waagí?»

b.) du wóo x̲’eiwawóos’: «yisiteen gé ax̲ kináa.ádi?»

c.) i káalk’wch’ x̲’eiwawóos’: «has awsiteen gé du waagí?

Set 2

1.

a.) yéil s’ísaa hít uwagút.

b.) s’ísaa hít iyagút.

c.) s’ísaa hít x̲waagút

2.

a.) wé k̲áa du waagí du jintáakt á katéen.

b.) wé kashxeedí du kooxéedayi du jintáakt á katéen.

c.) wé shaatk'iyátsk'u wé k̲aashaxáshá du jintáakt á katéen.

3.

a.) du waagí du shantú k̲ux̲ akaawatee.

b.) du waagí du shantú tél k̲ux̲ akaawutee.

c.) du x'úx' du dutóow x'úx'tú k̲ux̲ aawatee.

4.

a.) yéil k̲aa een yoo x̲’eiwatán.

b.) yéil k̲aa een yoo x̲’eiwatán.

c.) yéil k̲aa een tél yoo x̲’awutaan.

5.

a.) yéil k̲aa een tél yoo x̲’awutaan.

b.) dei x̲waa tél kut wudak̲een.

c.) dei x̲waa kut has wudik̲een.

Note:
k̲ux̲ akaawatee = put back (round object)
k̲ux̲ aawatee = put back (general, compact object

Set 3

1.

a.) yéil woogaax̲.

b.) yéil tlél wugaax̲.

c.) aa sáwé woogaax̲?

2.

a.) i waagí x̲'alitseen.

b.) daa sá x̲'alitseen?

c.) tlél wé té x̲'eiltseen.

3.

a.) gaan woolí áwu.

b.) tél gaan woolí áwu.

c.) s’eek̲ áwu.

4.

a.) yéil s’eek̲ tóonáx̲ wudik̲een.

b.) ch’áak’ xáas’ tóonáx̲ wudik̲een.

c.) ch’áak’s’eek̲ tél tóonáx̲ wudak̲een.

5.

a.) ách áyá t’ooch’ yáx̲ wootee.

b.) ách áyá tél dleit yáx̲ wutee.

c.) yatseeneit s’agwáat yáx̲ wootee.

yéil du waagi k̲ut akaawagéex' shkalneek dax̲.aa aa shoowú

_____ **yoo xat duwasaakw**

Worksheet 4

Instructions: In the spaces provided, write yéil du waagi k̲ut akaawagéex' shkalneek dax̲.aa aa shoowú as best as you can in Lingít.

1.

2.

3.

4.

5.

6.

7.

8.

9.

10.

11.

12.

13.

14.

15.

16.

17.

18.

19.

20.

21.

22.

23.

4. yéil du lú k̲ut aawagéex' shkalneek shux'wáa aa shoowú

_____ **yoo x̲at duwasaakw**

Worksheet 1

Instructions: Fill in the blanks with a word from the list. Each word in the list is used only once.

Set 1 Wordbank exercises

has du t'éix̲í	x̲áat	dáx̲nax̲	has awust'eix̲
woodihoo	aawatám	has ast'eix̲	

1. lingít tél x̲áat _____.

2. _____ k'isáanich has amsiteen.

3. lingít _____.

4. t'eix̲dáx̲ _____.

5. yéil _____ du tuwáa sigóo.

6. t'eix̲ niyaadé _____.

7. _____ du tuwáa sigóo yéil.

Set 2 Wordbank exercises

has aawasháat	alshát	niyaadé	has woo.aat
yak'éiyi	kei has amsix̲út'	akamsixát	

1. has _____.

2. _____ t'eix̲ has du jeewú.

3. du lú ch'u has _____.

4. wé t’eix̲ _____.

5. wé k’isáani héen yaax̲dé _____.

6. yéil du lú _____.

7. yaakw _____ woohoo.

Set 3 Wordbank exercises

amliyex̲	k’isáani	daalooní
héen yaax̲dé	aax̲ wooxeex	yát aawatee

1. k’óox̲’ tín _____.

2. yéil _____ woogoot.

3. dúk̲ _____ aawat’ee.

4. lú _____.

5. yéil du lú _____.

6. wé _____ héen yaax̲dé has woo.aat.

yéil du lú ḵut aawagéex’ shkalneek shux’wáa aa shoowú

_____ yoo x̲at duwasaakw

Worksheet 2

Instructions: Write the correct Lingít sentence for the corresponding image from yéil du lú ḵut aawagéex’ shkalneek shux’wáa aa shoowú.
Use the space provided next to each picture. The pictures are divided into sets and in random order.

Set 1

	
	
	

	
	
	
	
	

	

Set 2

	
	
	
	
	

	

	

Set 3

	
	
	
	
	

yéil du lú k̲ut aawagéex' shkalneek
shux'wáa aa shoowú

_____ **yoo x̲at duwasaakw**

Worksheet 3

Instructions: Translate the sentences into English. Sentence **a** is from the story. Sentences **b** and **c**, which follow, are similar sentences with different vocabulary the class has learned.

Set 1

1.

a.) tél t'éix̲ du jee.

_____

b.) tél taka.át has du jee.

_____

c.) tél káayagajeit ax̲ jee.

_____

2.

a.) lingít has ast'eix̲.

_____

b.) i x̲ooní ast'eix̲.

_____

c.) lingít has awdzit'eix̲.

_____

3.

a.) yéil has du t’eix̲í du tuwáa sigóo.

b.) wé t’ukanéiyi ánjis kahéeni du tuwáa sigóo.

c.) wé shaatk’ káaxwei tél du tuwáa ushgú.

4.

a.) t’eix̲dáx̲ aawatám.

b.) tél t’eix̲dáx̲ awutáam.

c.) t’eix̲dáx̲ lingít has aawatám.

5.

a.) lingít tél x̲áat has awust'eix̲.

b.) du dachx̲án tél awust'eix̲.

c.) lingít tél has oost'eix̲.

Note 1:
ast'eix̲ - s/he is fishing; is catching fish (now)
awdzit'eix̲ - s/he were fishing; caught fish (finished)

Note 2:
te'l oost'eix̲ - s/he is not fishing; is not catching fish (now)
te'l awust'eix̲ - s/he were not fishing; did not catch fish (past)

Set 2

1.

a.) wé k'isáani héen yaax̲dé has woo.aat.

b.) wé k'isáani tél héen yaax̲dé has wu.aat.

c.) i tláa k̲a wa.é héen yaax̲dé yeey.aat.

2.

a.) yaakw niyaadé woodihoo.

b.) yán niyaadé has woodihoo.

c.) wé keitl naháashadidé woodihoo.

3.

a.) wé t'eix̲ kei has amsix̲út'.

b.) wé t'eix̲ kei amsix̲út'.

c.) tél wé t'eix̲ kei has awusx̲óot'.

4.

a.) yéil du lú has aawasháat.

b.) tél yéil du lú has awusháat.

c.) ax̲ gwéili x̲washáat.

5.

a.) du lú ch'u has alshát.

b.) du lú ch'u alshát.

c.) tél du lú ch'u has oolshát.

Set 3

1.

a.) yéil du lú aax̲ wooxeex.

b.) wé té nadáakw aax̲ wooxeex.

c.) wé té nadáakw káa wooxeex.

2.

a.) yéil héen yaax̲dé woogoot.

b.) yéil héen yaax̲dé woogoot.

c.) wa.é héen yaax̲dé yeegoot

3.

a.) dúk daalooní aawat'ee.

b.) yaakw has aawat'ee.

c.) dúk daalooní tél awut'ee.

4.

a.) lú amliyéx

b.) wé hít has amliyéx.

c.) tél wé guk.ádi awulyeix.

5.

a.) k’óox̲’ tín yát aawatee

b.) k’óox̲’ tín yát has aawatee.

c.) tél wé wak̲dáanaa yát awutee.

Note:
*a **káa** wooxeex* = it fell **on** it
***aax̲** wooxeex* = it fell **from** it (fell off it)

yéil du lú k̲ut aawagéex' shkalneek shux'wáa aa shoowú

_____ **yoo x̲at duwasaakw**

Worksheet 4

Instructions: In the spaces provided, write yéil du lú k̲ut aawagéex' shkalneek shux'wáa aa shoowú as best as you can in Lingít.

1.

2.

3.

4.

5.

6.

7.

8.

9.

10.

11.

12.

13.

14.

15.

16.

17.

18.

19.

20.

21.

22.

23.

5. yéil du lú k̲ut aawagéex' shkalneek dax̲.aa aa shoowú

_____ **yoo x̲at duwasaakw**

Worksheet 1

Instructions: Fill in the blanks with a word from the list. Each word in the list is used only once.

Set 1 Wordbank exercises

tléinax̲ ax̲'awóos' akoowaneek dei x̲wáa

daalooní yát amditee yoo has x̲'amli.át

1. «áa sáwé wa.é?» yóo has _____.

2. wé yéil lú _____.

3. yéil tél has do een _____.

4. wé k'isáani woosh een _____.

5. _____ aa wé k'isáani du lú jintáakt á téen.

6. _____ , «aaa» yoo has yaawak̲aa.

7. yéil dúk̲ _____ lú du jeewú.

Set 2 Wordbank exercises

liyáat'i yóo has yaawak̲aa amdligín

has du s'ísaa hídi wé eetí aa yáadu

1. yéil wé _____ s'ísaa hítde woogoot.

2. ax̲ lú gé _____?

3. yéil át has _____.

4. yéil _____ s'ísaa hítde woogoot.

5. wé k'isáani _____ áwé.

6. «tléik'» _____wé lingít.

Set 3 Wordbank exercises

gaan woolí gaaḵasateen tóonáx lú
mdiḵín yaax kei amditee aan eetídé

1. yéil wé dúḵ daalooní lú _____.

2. yéil yóo yaawaḵaa «_____!»

3. wé s'eiḵ _____ wudiḵeen tsu.

4. _____ áwu.

5. yéil kei _____.

6. _____ woogoot.

7. «ax _____ áwé!»

yéil du lú ḵut aawagéex' shkalneek daẋ.aa aa shoowú

_____ yoo ẋat duwasaakw

Worksheet 2

Instructions: Write the correct Lingít sentence for the corresponding image from yéil du lú ḵut aawagéex' shkalneek daẋ.aa aa shoowú.
Use the space provided next to each picture. The pictures are divided into sets and in random order.

Set 1

	
	
	

	
	
	
	
	

	
	

Set 2

	
	
	
	
	

	

Set 3

	
	
	
	
	

	

	

yéil du lú k̲ut aawagéex' shkalneek
dax̲.aa aa shoowú

_____ **yoo x̲at duwasaakw**

Worksheet 3

Instructions: Translate the sentences into English. Sentence **a** is from the story. Sentences **b** and **c**, which follow, are similar sentences with different vocabulary the class has learned.

Set 1

1.

a.) yéil dúk̲ daalooní lú du jeewú.

b.) ax̲ léelk'w wé liyáat'i s'ísaa hít du jeewú.

c.) wé k'isáani x̲'oos tlein has du jeewú.

2.

a.) aan eetídé woogoot.

b.) wé shaawát shaan ux̲layeix̲í eetídé woogoot.

c.) ax̲ tláa wé táaÿdé woogoot.

3.

a.) wé k’isáani woosh een yoo has x̲’amli.át.

b.) ax̲ tláa k̲a ax̲ shátx̲ woosh een yoo has x̲’amli.át.

c.) wé k̲oo at latóom aa k̲a sgóonwan woosh een yoo has x̲’amli.át tsú.

4.

a.) tléinax̲ aa wé k’isáani du lú jintáakt á téen.

b.) tléinax̲ aa wé shaawát x’áax’ du jintáakt á téen.

c.) wé kashxeedí du kooxéedaa jintáakt á téen.

5.

a.) wé yéil lú yát amditee.

b.) wé k̲aa shaan du wak̲dáanaa yát amditee.

c.) wé yadák'w tuk̲'atáal káx̲ amditee.

Note:
yát amditee = s/he put it on the face
káx̲ amditee = s/he put it on (ie. clothing) – this is more general

Set 2

1.

a.) wé k'isáani has du s'ísaa hídi áwé.

b.) wé k̲aa jila.aadí du yaagu áwé.

c.) i shát du gwéili áwé.

2.

a.) lingít áwu.

b.) wé liyáat'i s'ísaa hít áwu.

c.) ichaan áwu.

3.

a.) yéil át has amdligín.

b.) x̲át át has amdligín.

c.) wé k̲aa wé dúk daalooní lú át amdligín.

4.

a.) «tléik',» yóo has yaawaḵaa wé lingít.

b.) «tél inyán ax̲ tuwáa ushgú.» yóo yaawaḵaa wé t'ukanéiyi.

c.) «i x'éigaa sh yakjik'éi» yóo has yaawaḵaa wé yées shaawát.

5.

a.) ax̲ lú gé yáadu?

b.) i wootsaagáayi gé yáadu?

c.) ax̲ x'óowu gé yáadu?

Set 3

1.

a.) yéil yóo yaawaḵaa: «gaaḵasateen!»

b.) Neilatóo.atsien yóo yaawaḵaa: «aẋ hídi áyá!»

c.) Koo Dei Sheeux yóo yaawaḵaa: «gaaḵasateen!»

2.

a.) aẋ lú áwé!

b.) tél naháashadi áwé!

c.) dáẋnáẋ yées shaawát áwé!

3.

a.) yéil wé dúk daalooní lú yaax kei amditee.

b.) wé dáakda wé wakdáanaa yaax kei amditee.

c.) shaatk'iyátsk'u wé s'áaxw yaax kei amditee.

4.

a.) gaan woolí áwu.

b.) dáxnáx k'isáani áwu.

c.) guna.át waagí áwu.

5.

a.) yéil kei mdik̲ín.

b.) gijook kei mdik̲ín.

c.) jak̲wgu kei mdik̲ín.

yéil du lú k̲ut aawagéex' shkalneek dax̲.aa aa shoowú

_____ **yoo x̲at duwasaakw**

Worksheet 4

Instructions: In the spaces provided, write yéil du lú k̲ut aawagéex' shkalneek dax̲.aa aa shoowú as best as you can in Lingít.

1.

2.

3.

4.

5.

6.

7.

8.

9.

10.

11.

12.

13.

14.

15.

16.

17.

18.

19.

20.

21.

22.

23.

24.

25.

26.

6. s’igeidí k̲a x̲alak’ách’ shkalneek

_____ **yoo xat duwasaakw**

Worksheet 1

Instructions: Fill in the blanks with a word from the list. Each word in the list is used only once.

Set 1 Wordbank exercises

kaax̲	mdlit’eit	akaawagás’	woosh x̲ooníx̲ has sitee
yínde	kamdix’éil	tél aadé yínde k̲waagoodi yé	

1. x̲alak’ách’ yínde wudlit’eit.

s’igeidí yéi yaawak̲aa:« _____. »

2. s’igeidí tléinax̲ wootee. dei x̲wáa s’igeidí _____

mdlit’eit.

3. s’igeidí x̲alak’ách’ díx̲’i _____ woogoot.

4. wé loon _____.

5. x̲alak’ách’ aas yee kei _____.

6. ách áyá wé aas daalooní _____ yáx̲ duwatéen.

7. s’igeidí k̲a x̲alak’ách’ _____.

Set 2 Wordbank exercises

neildé	yánde	wudlit’éex’	woohoo
has ach kamdliyát	ká kei mdlitl’ét’	ká kei uwagút	

1. wé áa _____.

2. x̲alak’ách’ naháashadi _____.

3. s’igeidí _____ woohoo.

4. x̲alak’ách’ s’igeidí díx̲’i _____.

5. woosh een _____ tsú.

6. x̲alak’ách’ _____ woogoot.

7. s’igeidí naháashadidé _____.

Set 3 Wordbank exercises

ax̲ díx̲’i	tél du tuwáa ushgú	hídidé	liyát’
áa ajeewanák̲	nax̲too.aat	tléinax̲	

1. x̲alak’ach’ yéi yaawak̲aa: «i hídidé _____!»

2. x̲alak’ách’ wé du x̲aawú hít yee _____.

3. s’igeidí du x̲aawú _____

4. s’igeidí yéi yaawak̲aa: «_____ ká kei gú!»

5. x̲alak’ách’ s’igeidí _____ woogoot.

6. s’igeidí _____ wootee.

7. _____ wé aas.

s’igeidí ḵa x̲alak’ách’ shkalneek

_____ **yoo x̲at duwasaakw**

Worksheet 2

Instructions: Write the correct Lingít sentence for the corresponding image from s’igeidí ḵa x̲alak’ách’ shkalneek. Use the space provided next to each picture. The pictures are divided into sets and in random order.

Set 1

	
	
	

	
	
	
	
	

	
	
	
	

Set 2

	
	
	
	
	

	
	
	
	
	

Set 3

	
	
	
	
	

	

s’igeidí ka xalak’ách’ shkalneek

_____ **yoo xat duwasaakw**

Worksheet 3

Instructions: Translate the sentences into English. Sentence **a** is from the story. Sentences **b** and **c**, which follow, are similar sentences with different vocabulary the class has learned.

Set 1

1.

a.) s’igeidí ka xalak’ách’ woosh xoonís has site.

_____

b.) s’igeidí ka xalak’ách’ tél woosh xoonís has ustí.

_____

c.) du éesh yéi jineiyís sitee.

_____

2.

a.) xalak’ách’ aas yee kei mdlitl’ét’.

_____

b.) s’igeidí tlél aas yee kei wultl’éit’.

_____

c.) s’igeidí ka xalak’ách’ aas yee kei has mdlitl’ét’.

_____

3.

a.) s’igeidí x̲alak’ách’ díx̲’i kaax̲ woogoot.

b.) x̲alak’ách’ tél s’igeidí díx̲’i kaax̲ woogoot.

c.) wé naháashadi kaax̲ x̲waagoot.

4.

a.) wé loon akaawagás’.

b.) wé loon has akaawagás’.

c.) wé t’ooch’ t’áa aawagás’.

5.

a.) ách áyá wé aas daalooní kamdix'éili yáx̲ duwatéen.

b.) wé aas daalooní s'agwáat yáx̲ duwatéen.

c.) wé shaawát shaan shakligéiyi yáx̲ duwatéen.

Note: *kaax̲* = from the top of

Set 2

1.

a.) woosh een has ach kamdliyát tsú.

b.) wé atk'iyátsk'u ach kamdliyát.

c.) woosh een tél ach kawulyát tsú.

2.

a.) x̲alak’ách’ s’igeidí díx̲’i ká kei uwagút.

b.) wé káayagajeit ká kei x̲waagút.

c.) x̲alak’ách’ tlél s’igeidí díx̲’i ká kei wugoot.

3.

a.) x̲alak’ách’ naháashadi ká kei mdlitl’ét’.

b.) s’igeidí tél naháashadi ká kei wultl’éit’.

c.) wé yadák’w k̲a wé atk’iyátsk’u naháashadi ká kei has mdlitl’ét’.

4.

a.) x̲alak’ách’ at wooshee.

b.) k̲áashaan tlél at wushee.

c.) wé x̲ooníx̲ has at wooshee.

5.

a.) wé áa wudlit’éex’.

b.) wé héen wudlit’éex’.

c.) tlél wé héenák’w wult’éex’.

Set 3

1.

a.) x̲alak'ach' yéi yaawak̲aa: «i hídidé nax̲too.aat!»

b.) ax̲ sée yéi yaawak̲aa: «wé aan tleindé nax̲too.aat!»

c.) i léelk'w yéi yaawak̲aa: «has du aas hídidé. nax̲too.aat!»

2.

a.) x̲alak'ách' s'igeidí hídidé woogoot.

b.) du woo k̲a du chaan at gutúdé has woo.aat.

c.) aan eetíde yigoot.

3.

a.) x̲alak'ách' wé du x̲aawú hít yee áa ajeewanák̲.

b.) s'igeidí tlél wé du x̲aawú hít yee áa ajuwanaak̲.

c.) i dachx̲án wé sakwnéin kaxook áa yei ak̲eech yé yee áa ajeewanák.

4.

a.) s'igeidí tel du tuwáa ushgú.

b.) wé kóokus haa tuwáa sigóo.

c.) tlél keek has du tuwáa ushgú.

5.

a.) S’igeidí yéi yaawaḵaa: «aẋ díẋ’i ká kei gú!»

b.) yéi yaẋwaaḵaa: «wé naháashadi ká kei yi.á!»

c.) yéi has yaawaḵaa: «kei gú!»

s’igeidí k̲a x̲alak’ách’ shkalneek

_____ **yoo x̲at duwasaakw**

Worksheet 4

Instructions: In the spaces provided, write s’igeidí k̲a x̲alak’ách’ shkalneek as best as you can in Lingít.

1.
2.
3.
4.
5.
6.
7.

8.

9.

10.

11.

12.

13.

14.

15.

16.

17.

18.

19.

20.

21.

22.

23.

24.

25.

26.

27.

28.

7. litseeni káa shkalneek

_____ **yoo x̲at duwasaakw**

Worksheet 1

Instructions: Fill in the blanks with a word from the list. Each word in the list is used only once.

Set 1 Wordbank exercises

k̲udzitee	x̲washaayí	shaa x̲'aakdé	nás'k
du jeewú	layéx̲	x̲ánde woogoot	

1. dax̲.aa k̲áa, du éesh _____.

2. «sák̲s _____» yóo yaawak̲aa du éesh.

3. shakligéiyi séek' _____.

4. «wé _____ aas yéi na.oo!»

5. k̲aa sháan _____.

6. «ax̲ tuwáa sigóo i séek' _____.» yóo yaawak̲aa.

7. _____ k̲áa k̲udzitee.

Set 2 Wordbank exercises

shayadihéin	k̲únáx̲	aawasháa	ldakát k̲áa
aant	x̲ánde woogoot	wa.é	

1. nas'gi.aa k̲áa du séek' _____.

2. du éesh yéi yaawak̲aa, «_____ yak'éiyi k̲áa

áwé_____ .»

3. nas’gi.aa ḵáa, du éesh _____.

4. _____ atgutu.ádi aawajáḵ.

5. _____ has du toowú yak’éi.

6. _____ ḵux̲ wudigút.

Set 3 Wordbank exercises

shux’wáa aa	yéi na.oo	nas’gi.aa ḵáa
amliyéx̲	litseen	shaa x̲’aakdé

1. «wé shaa x̲’aakdáx̲ aas _____!»

2. _____ ḵáa, du éesh x̲ánde woogoot.

3. shuxw’áa aa ḵáa, _____ woogoot.

4. sáḵs _____.

5. _____, shaa x̲’aakdé woogoot.

6. nas’gi.aa ḵáa _____.

litseeni káa shkalneek

_____ **yoo xat duwasaakw**

Worksheet 2

Instructions: Write the correct Lingít sentence for the corresponding image from litseeni káa shkalneek. Use the space provided next to each picture. The pictures are divided into sets and in random order.

Set 1

	
	
	

	
	
	
	
	

Set 2

	
	
	
	
	

	

	

Set 3

	
	
	
	
	

litseeni ḵáa shkalneek

_____ **yoo x̱at duwasaakw**

Worksheet 3

Instructions: Translate the sentences into English. Sentence **a** is from the story. Sentences **b** and **c**, which follow, are similar sentences with different vocabulary the class has learned.

Set 1

1.

a.) ḵaa sháan ḵudzitee.

_____

b.) tlél yei nasxíxi ḵutganaháa ḵoostí.

_____

c.) ḵaa sháan ḵa shaáwat sháan has.

_____

2.

a.) dax̱.aa ḵáa, du séek' tél x̱ánde wugoot.

_____

b.) dax̱.aa ḵáa, du éesh aax̱ woogoot.

_____

c.) dax̱.aa ḵáa, du éesh aax̱ woogoot.

_____

3.

a.) «ax̲ tuwáa sigóo i séek’ x̲washaayí,» yóo yaawak̲aa.

b.) «ax̲ tél s’ín tuwáa ushgú uwax̲aayí,» yóo yaawak̲aa.

c.) «gáx̲ i tuwáa sigóo eel’ooní» yóo yaawak̲aa.

4.

a.) dax̲.aa k̲áa, shaa x̲’aakdé woogoot.

b.) tlél shoo daakahídidé wugoot, wé yées shaawát

c.) sakwnéin daakahídidé yeegoot

5.

a.) tél k̲ux̲ wudagoot.

---

b.) wé lingít k̲ux̲ has wudigút.

---

c.) wé shaa ka kei uwagút.

Note: *x̲ánde woogoot* = s/he walked near to
aax̲ woogoot = s/he walked away
-dé woogoot = went there (on foot)
kei uwagút = s/he go up
k̲ux̲ wudigút = s/he walked back / returned

Set 2

1.

a.) nas'gi.aa k̲áa litseen.

---

b.) tlél x̲at ultseen.

---

c.) ilitseen gí?

2.

a.) shayadihéin atgutu.ádi aawajáḵ.

b.) tlél wé s'igeidí awujaaḵ.

c.) shayadihéin kuts'een x̱waajáḵ. ḵúnáx̱ yak'éiyi kuts'een al'ooni áyá x̱át!

3.

a.) aant ḵux̱ wudigút.

b.) tél s'ísaa hít ḵux̱ x̱wadagoot.

c.) shuxw'áa aa ḵáa ḵa dax̱.aa aa ḵáa ḵut has woogoot.

4.

a.) du éesh yéi yaawaḵaa, «ḵúnáx yak’éiyi ḵáa áwé wa.é.»

b.) tlél du éesh yéi yawuḵaa «ḵúnáx yak’éiyi ḵáa áyá xát.»

c.) yéi yeeyaḵaa, «ḵúnáx shakligéiyi shaawát áwé wa.é.»

5.

a.) ldakát ḵáa has du toowú yak’éi.

b.) tlél ldakát ḵáa has du toowú uk’é.

c.) ldakát ḵáa has du toowú yanéekw.

Note: *ḵut woogoot* = s/he got lost (on foot)

Set 3

1.

a.) «wé shaa x̲’aakdáx̲ aas yéi na.oo!»

b.) «wé shaadáx̲ aas yéi na.oo!»

c.) «wé héenák’wdáx̲ héen yéi na.oo!»

2.

a.) sák̲s amliyéx̲.

b.) tél sák̲s awulyeix̲.

c.) yaakw layéx̲!

3.

a.) nas’gi.aa k̲áa du séek’ aawasháa.

b.) k̲únáx̲ yaa k̲udzigéiyi shaawát x̲waasháa

c.) k̲únáx̲ sh yakjik’éiyi k̲áa tlél awushá.

4.

a.) nás’k k̲áa k̲udzitee.

b.) shayadihéin x̲áat k̲udzitee.

c.) tél kóox k̲oostí.

5.

a.) shakligéiyi séek’ du jeewú.

b.) oodzikaayi x̲úx̲ i jeewú.

c.) shayadihéin t’ukanéiyi yee jeewú.

litseeni ḵáa shkalneek

_____ **yoo x̲at duwasaakw**

Worksheet 4

Instructions: In the spaces provided, write litseeni ḵáa shkalneek as best as you can in Lingít.

1.

2.

3.

4.

5.

6.

7.

8.

9.

10.

11.

12.

13.

14.

15.

16.

17.

18.

19.

20.

21.

22.

23.

24.

25.

8. diyéen shkalneek

_____ **yoo xat duwasaakw**

Worksheet 1

Instructions: Fill in the blanks with a word from the list. Each word in the list is used only once.

Set 1 Wordbank exercises

tél kaa tuwáa ushgú	aawaxoox	kaatoowú	íxt'ix
wusitee	nakws'aatí	wooneix	wudlitsíni

1. _____ kaatoowú aawat'ee.

2. nakws'aatíx _____ wé kaatoowú.

3. diyéen yóo duwasáagu sháa kudzitee. _____ .

4. yá _____ áyá imsinéekw.

5. _____ wusitee.

6. wé _____ has aawaják.

7. kaa shaadé háni wooneekw. diyéen _____ .

8. wé kaa shaadé háni _____ .

Set 2 Wordbank exercises

tél koostí	shakée	kamduwanáa	shayadihéini
shakanóox'u	aawagíx'	amdligín	

1. diyéen yóo duwasáagu sháa kudzitee. du tláa ka du éesh _____.

2. diyéen wé _____ aawat'ee.

3. áa taat _____ .

4. shakanóox'u wé _____ áwu.

5. k̲aa shaadé hánit _____ .

6. diyéen x'áat'de _____.

7. _____ táakw kanax̲ áa k̲uwa.oo. diyéen k̲ux̲ wudigút.

Set 3 Wordbank exercises

shux'wáanáx̲	shukát	akaawas'ít
t'ooch' héix̲waa	akaawaneek	

1. nakws'aatíx̲ wusitee wé k̲aatoowú. wé k̲aatoowú

_____ aa nakws'aatí áwé yu.á.

2. nakws'aatíx̲ wusitee wé k̲aatoowú. tél t'ooch héix̲waa k̲usteeyín du

_____.

3. wudlitsíni k̲aatoowú aawat'ee. wé k̲aatoowú _____ .

4. nakws'aatíx̲ wusitee wé k̲aatoowú. _____ amsiteen.

5. wé nakws'aatí du héix̲waa has du een _____ .

diyéen shkalneek

_____ yoo xat duwasaakw

Worksheet 2

Instructions: Write the correct Lingít sentence for the corresponding image from diyéen shkalneek. Use the space provided next to each picture. The pictures are divided into sets and in random order.

Set 1

	
	
	

	
	
	
	
	

	

	

Set 2

	
	
	
	
	

	

	

	

Set 3

	
	
	
	
	

	

diyéen shkalneek

_____ **yoo xat duwasaakw**

Worksheet 3

instructions: Translate the sentences into English. Sentence **a** is from the story. Sentences **b** and **c**, which follow, are similar sentences with different vocabulary the class has learned.

Set 1

1.

a.) íxt'ix wusitee.

_____

b.) tél ḵáa sháanx wustee.

_____

c.) t'éex'náx yéi jinéyi yées shaawátx has sitee.

_____

2.

a.) ḵaa shaadé háni wooneekw.

_____

b.) tlél ḵaa shaadé háni wunéekw.

_____

c.) tléix sándee shukát haa woonéekw.

_____

3.

a.) diyéen aawax̲oox̲.

b.) tlél diyéen awux̲oox̲, wé k̲aa shaadé háni.

c.) diyéen has aawax̲oox̲.

4.

a.) wudlitsíni k̲aatoowú aawat'ee.

b.) tél wudlitsíni k̲aatoowú awut'ee, wé diyéen.

c.) wudlitsíni atk'iyátsk'u x̲waat'ee.

5.

a.) wé k̲aa shaadé háni wooneix̲.

---

b.) tél wé k̲aa shaadé háni wuneix̲.

---

c.) tél x̲at unéekw, x̲at wooneix̲.

Note 1: *-x̲ sitee* = s/he is a _
-x̲ wusitee = s/he became a _

Note 2: *yaneéekw* = s/he is sick (now)
wooneéekw = s/he was sick (past)

Set 2

1.

a.) diyéen x'áat'de kamduwanáa.

---

b.) diyéen x'áat'de has akaawanáa.

---

c.) diyéen tél x'áat'de has akawunáa.

2.

a.) shayadihéini táakw kanax̲ áa k̲uwa.oo.

b.) shayadihéini táakw shukát diyéen áa k̲oowa.oo.

c.) tél áa k̲oo.oo, wé diyéen.

3.

a.) diyéen k̲ux̲ wudigút.

b.) tél k̲ux̲ wudagoot, wé diyéen.

c.) diyéen k̲a k̲aa shaadé háni k̲ux̲ has wudi.át.

4.

a.) k̲aa shaadé hánit amdligín.

b.) k̲aa shaadé hánit has amdligín.

c.) wé lingít xáas't has amdligít.

5.

a.) áa táak aawagíx'.

b.) tél áa táak awug̲éex'.

c.) lingítch wé té has aawagíx'.

Note 1: *aadé akaawanáa* = s/he sent him/her there
aadé kamduwanáa = s/he was sent there

Note 2: *áa k̲uwa.oo* = s/he lives there (now)
tél áa k̲oo.oo = s/he doesn't live there (now)
áa k̲oowa.oo = s/he lived there (past)

Note 3: *k̲ux̲ wudigút* = s/he came back (on foot)
k̲ux̲ has wudi.át = they came back (on foot)

Set 3

1.

a.) t’ooch’ héix̲waa amsiteen.

b.) gis’ook̲ x̲wasiteen.

c.) tél yei nasxíxi k̲utganaháa x̲wasateen.

2.

a.) wé k̲aatoowú akaawas’ít.

b.) tél wé k̲aatoowú akawus’éet

c.) wé wasóos has akaawas’ít.

3.

a.) wé nakws'aatí du héix̲waa has du een akaawaneek.

b.) shkalneek tél has du een akawuneek.

c.) ax̲ tláa shkalneek du een akaawaneek.

4.

a.) diyéen wé shakanóox'u aawat'ee.

b.) diyéen wé shakanóox'u aax̲ aawatee.

c.) diyéen wé shakanóox'u k̲ux̲ aawatee.

5.

a.) a<u>x</u> héi<u>x</u>waa áwé.

---

b.) a<u>x</u> héi<u>x</u>waa áyá.

---

c.) du wootsaagáayi áwé.

Note: *<u>ku</u><u>x</u> aawatee* = s/he put it back
aa<u>x</u> aawatee = s/he took it / picked it up

diyéen shkalneek

_____ **yoo <u>x</u>at duwasaakw**

Worksheet 4

Instructions: in the spaces provided, write diyéen shkalneek as best as you can in Lingít.

1.

2.

3.

4.

5.

6.

7.

8.

9.

10.

11.

12.

13.

14.

15.

16.

17.

18.

19.

20.

21.

22.

23.

24.

9. du shát yahaayí shkalneek

_____ **yoo x̲at duwasaakw**

Worksheet 1

Instructions: Fill in the blanks with a word from the list. Each word in the list is used only once.

Set 1 Wordbank exercises

woonaa	náade yéi jeewanei	káx' k̲uya.oo	
kach'ák'w	nateich	ch'áak'u	laax̲

1. wé _____ tin atx̲á.

2. «ax̲ shát kayaa yáx̲ _____!»

3. du shát _____ .

4. wé ch'áak'u _____ .

5. wé ch'áak'u tin _____ .

6. «yá _____ kach'ák'w!»

7. k̲aa shaadé háni haida gwaii _____ .

Set 2 Wordbank exercises

wak̲shayeet aawatee	kach'áak'u	yoo woonee	
héide ayaawataan	yaa kana.éin	x'éigaa	yáx̲ aawateen

1. wé kach'áak'u k̲aa shaadé háni _____.

2. _____ wé ch'áak'u.

3. k̲únáx̲ du shát _____.

4. yéi ksigéink'i laax̲ _____ a tayee.

5. k'idéin yéi jeewanei wé _____ .

6. tléix' yagee áwé wé ch'áak'u _____ .

7. _____ wuligei.

Set 3 Wordbank exercises

aawax̲oox̲	akdlix̲éitl'	kaawak̲áas'	dax̲ ligei
shuwaxeex	yaa ndaséikw	k̲údáx̲	

1. wé ch'áak'u _____ .

2. k̲aa shaadé háni _____ .

3. tléix' táakw _____.

4. tlakw yagee ts'as _____ .

5. ách áyá haida gwaii káx' laax̲ x'éigaa _____ .

6. wé k̲aa shaadé háni _____ .

7. tlax̲ _____ amsix̲án.

du shát yahaayí shkalneek

_____ **yoo xat duwasaakw**

Worksheet 2

Instructions: Write the correct Lingít sentence for the corresponding image from du shát yahaayí shkalneek. Use the space provided next to each picture. The pictures are divided into sets and in random order.

Set 1

	
	
	

	
	
	
	
	

	

	

Set 2

	
	
	
	
	

	
	
	

Set 3

	
	
	
	
	

	

du shát yahaayí shkalneek

_____ **yoo x̲at duwasaakw**

Worksheet 3

instructions: Translate the sentences into English. Sentence **a** is from the story. Sentences **b** and **c**, which follow, are similar sentences with different vocabulary the class has learned.

Set 1

1.

a.) k̲aa shaadé háni haida gwaii káx' k̲uya.oo.

_____

b.) shayadihéini lingít haida gwaii káx' has k̲uya.oo.

_____

c.) ax̲ éesh áa tleinx' k̲oowa.oo.

_____

2.

a.) du shát woonaa.

_____

b.) du x̲úx̲ tél wunaa.

_____

c.) x̲at yak'éi, tél x̲at wunaa.

_____

3.

a.) yá laax̲ kach’ák’w!

b.) yá laax̲ yéi jineiyí akach’áak’w.

c.) wé ch’áak’u kach’áak’u akaawach’ák’w.

4.

a.) a náade yéi jeewanei.

b.) wé shaatk’iyátsk’u náade yéi jeeyanei.

c.) wé tukanéiyi náade yéi jix̲waanei.

5.

a.) tlakw yagee ts'as yaa ndaséikw.

b.) tlakw yagee ts'as yaa nadashán.

c.) tlakw yagee wé tukanéiyi ts'as yaa ndagwát'.

Note 1: *áa k̲uya.oóo* **OR** áa k̲uwa.óo – s/he lives there (now)
áa k̲oowa.oo – s/he lived there (past)

Note 2: *akach'áak'w* = s/he is carving it
akaawach'ák'w = s/he carved it

Note 3: *náade yeí jix̲waanei* = I dressed it
náade yeí jeeyanei = you (sing) dressed it

Set 2

1.

a.) k'idéin yéi jeewanei wé kach'áak'u.

b.) tél k'idéin yéi jiwunei wé yadák'w.

c.) tlakw yagee k'idéin yéi jix̲waanei.

2.

a.) wé kach’áak’u k̲aa shaadé háni wak̲shayeet aawatee.

b.) wé nóokt k̲áashaan wak̲shayeet aawatee.

c.) wé dóosh has du yéet wak̲shayeet has aawatee.

3.

a.) k̲únáx̲ du shát yáx̲ aawateen.

b.) k̲únáx̲ du kéek’ yáx̲ has awateen.

c.) k̲únáx̲ tawéi yáx̲ aawateen.

4.

a.) yéi ksigéink'i laax̲ yaa kana.éin a tayee.

b.) yéi ksigéink'i at daayí tléil yaa koona.éin a tayee.

c.) yéi ksigénk'i kuts'een yaa ndagwát' wé káayagajeit tayee.

5.

a.) x'éigaa wuligei.

b.) tlél x'éigaa wulgé.

c.) wé chookán k̲a wé lóol x'eigaa has wuligei.

Set 3

1.

a.) wé k̲aa shaadé háni aawax̲oox̲.

b.) wé k'isáani x̲waax̲oox̲.

c.) has du sáni tlél has awux̲oox̲.

2.

a.) wé ch'áak'u kaawak̲áas'.

b.) wé k̲aa shaadé háni wootsaagáayi kaawak̲áas'.

c.) wé nadáakw kaawak̲áas'.

3.

a.) k̲aa shaadé háni akdlix̲éitl’.

b.) s’éek has akdlix̲éitl’ wé lingít.

c.) tlél k̲aa shaadé háni akoolx̲éitl’.

4.

a.) tlax̲ k̲údáx̲ amsix̲án.

b.) tlél tlax̲ k̲údáx̲ awusx̲án.

c.) tlax̲ k̲údáx̲ ix̲six̲án

5.

a.) ách áyá haida gwaii káx’ laax̲ x’éigaa dax̲ ligei.

b.) ách áyá haida gwaii káx’ laax̲ tlél x’éigaa dax̲ ulgé.

c.) ax̲ yéet wuligei.

Note: *ligeíi* = s/he is tall (now)
tleíl ulgé = s/he is not tall (now)
wuligei = s/he got tall (past)

du shát yahaayí shkalneek

_____ **yoo xat duwasaakw**

Worksheet 4

instructions: In the spaces provided, write du shát yahaayí shkalneek as best as you can in Lingít.

1.

2.

3.

4.

5.

6.

7.

8.

9.

10.

11.

12.

13.

14.

15.

16.

17.

18.

19.

20.

21.

22.

23.

24.

10. k'ákw shkalneek

_____ **yoo xat duwasaakw**

Worksheet 1

Instructions: Fill in the blanks with a word from the list. Each word in the list is used only once.

Set 1 Wordbank exercises

shageigí amsi.ée woot'aayí wujixíx

awsiníx' / wusiníx' ayaawadlaak gáal'

1. yá _____ shaawát kudzitee.

2. wé sháal een saak _____.

3. shageigi shaawát yá _____ té du jeet kaawaxíx.

4. wé saak _____.

5. du chaanch _____ wé saak.

6. shageigi shaawát «_____» yóo yaawakaa.

7. wé sháal een saak ayawadlaak. wé saak xánt_____ .

Set 2 Wordbank exercises

kákw a yáanáx yamduwajee k'ákw

du yéetk' ajilatín A siyeik áyá

1. du chaanch ku.aa _____ een akaawaneek.

2. a ítdáx tsu _____ saak ayaawadlaak.

3. _____ du shát ítx woogoot.

4. du shát _____ .

5. k’ákwx̲ wusitee. yéi áyá _____.

6. wé ax̲ _____ haandé!

Set 3 Wordbank exercises

sh jimdlix̲wál	wudix̲’éx̲’	.éex’
yáx̲ duwa.áx̲ch	sheet’ká	ldakát

1. óondách _____.

2. _____ wé saak du tuwáa sigóo.

3. .éex’ yá tsá tsu a yáanáx̲ _____ .

4. du chaanch du yáx̲ _____.

5. yá shageigí shaawát k̲udzitee. _____ áa k̲udzitee.

6. du chaan jintáak k̲u.aa _____ .

k'á́kw shkalneek

_____ yoo xat duwasaakw

Worksheet 2

Instructions: Write the correct Lingít sentence for the corresponding image from k'á́kw shkalneek. Use the space provided next to each picture. The pictures are divided into sets and in random order.

Set 1

	
	
	

	
	
	
	
	

	
	
	

Set 2

	
	
	
	
	

	
	
	

Set 3

	
	
	
	
	

	

k’ákw shkalneek

_____ **yoo x̲at duwasaakw**

Worksheet 3

instructions: Translate the sentences into English. Sentence **a** is from the story. Sentences **b** and **c**, which follow, are similar sentences with different vocabulary the class has learned.

Set 1

1.

a.) sháal amliyéx̲.

_____

b.) wé hít has amliyéx̲.

_____

c.) wé yaakw ax̲ éesh alyéix̲.

_____

2.

a.) wé saak x̲ánt wujixíx.

_____

b.) tél wé aan eetí x̲ánt wushxeex.

_____

c.) wé naagas’éi kut wujixeex.

_____

3.

a.) wé saak amsi.ée.

b.) tél gáal’ awus.í.

c.) a<u>x</u> léelk’w sakwnéin as.ée.

4.

a.) shageigi shaawát «gáal’» yóo yaawa<u>k</u>aa.

b.) shageigi shaawát «saak» tél yóo yawu<u>k</u>aa.

c.) du chaanch «saak isa.ée!» yóo yaawa<u>k</u>aa.

5.

a.) shageigi shaawát yá woot'aayí té du jeet kaawaxíx.

---

b.) yak'éiyi x̲ux̲ yá katíx̲'aa du jeet kaawaxíx.

---

c.) wé atk'iyátsk'u yá woot'aayí k'únts' du jeet kaawaxíx.

Note 1: *amliyex̲* = s/he made /built it
alyeíx̲ = s/he is making / building it

Note 2: *amsí.ee* = s/he cooked it (past)
as.ee = s/he is cooking it (now)
Isa.ee = you are cooking it (now)

Set 2

1.

a.) du chaanch k̲u.aa du yéetk' een akaawaneek.

---

b.) du chaanch k̲u.aa has du een akaawaneek.

---

c.) du chaanch k̲u.aa du x̲ooní een akaawaneek.

2.

a.) a siyeik̲ áyá du shát ítx̲ woogoot.

b.) a siyeik̲ áyá wa.é ítx̲ x̲waagoot.

c.) a siyeik̲ áyá wa.é ítx̲ x̲waagoot.

3.

a.) a ítdáx̲ tsu a yáanáx̲ saak ayaawadlaak̲.

b.) a ítdáx̲ tsu tél a yáanáx̲ saak ayawudlaak̲.

c.) tléix' sándee shuwaxeex a yáanáx̲ xíxch' yax̲waadlaak̲.

4.

a.) wé a<u>x</u> <u>k</u>ákw haandé!

b.) wé i doonyaa<u>x</u> naa.át haandé!

c.) wé du wa<u>k</u>dáanayi haandé!

5.

a.) tlíl du <u>x</u>'éit wudus.aa<u>x</u>.

b.) du <u>x</u>'éit wudusi.á<u>x</u>.

c.) tlíl du <u>x</u>'éit <u>x</u>wasa.aa<u>x</u>.

Set 3

1.

a.) sheet'ká áa k̲udzitee.

b.) tél deisleen áa k̲oostí.

c.) áa tlein áa has k̲udzitee.

2.

a.) du chaan jintáak k̲u.aa wudix̲'éx̲'.

b.) ax̲ jintáak k̲u.aa wudix̲'éx̲'.

c.) tlél du x̲'oos wudax̲'éex̲'.

3.

a.) .éex’ yá tsá tsu a yáanáx̲ .éex’.

b.) x̲a.éex’ yá tsá tsu a yáanáx̲ x̲a.éex’.

c.) tlél oo.éex’. tlél x̲wa.éex’.

4.

a.) óondách yáx̲ duwa.áx̲ch.

b.) tlél óondách yáx̲ du.áx̲ch.

c.) máa sá saduwa.áx̲ch wé óondách?

5.

a.) k’ákwx̲ wusitee.

---

b.) tlél k’ákwx̲ wustee.

---

c.) k̲unáagux̲ wusitee.

Note: *a.éex’* = s/he calls out to him or her
x̲a.éex’ = I call out to him/her

k’ákw shkalneek

_____ **yoo <u>x</u>at duwasaakw**

Worksheet 4

Instructions: In the spaces provided, write k’ákw shkalneek as best as you can in Lingít.

1.

2.

3.

4.

5.

6.

7.

8.

9.

10.

11.

12.

13.

14.

15.

16.

17.

18.

19.

20.

21.

22.

23.

24.

25.

11. yéil a daat kagán k̲u.oo k̲ukaawateeyí data shkalneek

_____ **yoo x̲at duwasaakw**

Worksheet 1

Instructions: Fill in the blanks with a word from the list. Each word in the list is used only once.

Set 1 Wordbank exercises

ch'a góot'aa	kus.ook'	kei dax̲kamls'ís	wé atk'átsk'u
kei akawagíx'	k̲utx̲.anaháa	jeet amsi.ín	kei eetánjik

1. wé k̲utx̲.anaháa k̲u.aa ch'u tleix̲ woo yíkdei _____.

2. «tlél k̲wa naadáx̲ _____!»

3. wé k̲aa sháade háni du dachx̲ánk' _____ wé k̲ook.

4. wé atk'átsk'u _____ k̲óok du tuwáa sigóo.

5. wé atk'átsk'u wé dís een _____.

6. wé atk'átsk'u wé dís wé s'eik̲ gánawoolnáx̲ _____.

7. _____naadáx̲ aawataan.

8. «wé _____dax̲shakligéi!»

Set 2 Wordbank exercises

yaa naawát	amdináa	ch'áakw	k̲aa sháade háni
daa da.ús'	gítgaa	t'ukanéiyi awaa.oo	k̲óok

1. _____ áwé yu.á, ldakát yá tl'átk ká k̲umjigít.

2. yéil _____ sh wudliyéx̲.

3. wé shaawát _____.

4. wé t'ukanéiyi tláakw _____ .

5. ya _____ tlein nás'k k̲óok du jeewú.

6. yéil wé shaawát amsiteen yaa héenx' _____.

7. wé t'ukanéiyi wé nás'k _____ du tuwáa sigóo.

8. wé shaawát aan héen _____.

Set 3 Wordbank exercises

yéil	ch'u tlei̲x	wusitee
shákligéi	a tóodá̲x yéi woonee	

1. wé atk'átsk'u yeisú _____ gáa̲x, gáa̲x.

2. yá gagaan k̲u.aa _____.

3 _____ wé k̲ook naadá̲x aawataan.

4. «wé dís _____!»

5. wé atk'átsk'u tsu yéil̲x _____.

yéil a daat kagán k̲u.oo k̲ukaawateeyí data shkalneek

_____ **yoo x̲at duwasaakw**

Worksheet 2

Instructions: Write the correct Lingít sentence for the corresponding image from yéil a data kagán ku.oo kukaawateeyí data shkalneek. Use the space provided next to each picture. The pictures are divided into sets and in random order.

Set 1

	
	
	

	
	
	
	
x 2	

	
	
	
	

Set 2

	
	
	
	
	

	
	
	
	

Set 3

	
	
	
	
	

yéil a daat kagán k̲u.oo k̲ukaawateeyí data shkalneek

_____ **yoo x̲at duwasaakw**

Worksheet 3

Instructions: Translate the sentences into English. Sentence **a** is from the story. Sentences **b** and **c**, which follow, are similar sentences with different vocabulary the class has learned.

Set 1

1.

a.) wé t'ukanéiyi gáax̲.

_____

b.) tlél du tláa ugáax̲.

_____

c.) x̲agáax̲!

_____

2.

a.) wé atk'átsk'u naadáx̲ aawataan

_____

b.) wé k̲aa sháade háni tlél naadáx̲ awutaan.

_____

c.) naadáx̲ x̲waataan.

_____

3.

a.) wé k̲utx̲.anaháa k̲u.aa ch'u tlei x̲ woo yíkdei kei da x̲kamls'ís.

b.) tlél wé k̲utx̲.anaháa k̲u.aa ch'u tlei x̲ woo yíkdei kei da x̲kawuls'ís.

c.) wé gis'ook̲ ch'u tlei x̲ woo yíkdei kei da x̲kawuls'ís.

4.

a.) wé atk'átsk'u wé dís een k̲us.ook'.

b.) wé atk'átsk'u k̲a wé shaatk'iyátsk'u wé dís een has k̲us.ook'.

c.) wé shaatk'iyátsk'u tlél wé dís een k̲oos.ook'.

5.

a.) «wé dís shákligéi!»

b.) tlél wé nakws'aatí shakoolgé!

c.) x̲at shakligéi gí!

Set 2

1.

a.) ya k̲aa sháade háni tlein nás'k k̲óok du jeewú.

b.) wé atk'átsk'u tlél tlein nás'k k̲óok du jee.

c.) nás'k k̲óok gí i jeewú?

2.

a.) aax̲ yaa ndak̲ín yéil.

b.) aax̲ yaa has nadak̲ín.

c.) aax̲ yaa nax̲dak̲ín.

3.

a.) yéil wé shaawát amsiteen yaa héenx' daa da.ús'.

b.) shaawát wé s'igeidí k̲a x̲alak'ách' amsiteen yaa héenx' daa has da.ús'.

c.) s'igeidí k̲a x̲alak'ách' wé shaawát has amsiteen yaa héenx' daa da.ús'.

4.

a.) wé shaawát aan héen amdináa.

b.) wé shaawát tél aan héen awdaná.

c.) wé shaawát ka wé kaa ánjis kahéeni has amdináa.

5.

a.) wé shaawát t'ukanéiyi awaa.oo.

b.) wé shaawát tél t'ukanéiyi awu.oo.

c.) t'ukanéiyi xwaa.oo.

Set 3

1.

a.) wé atk’átsk’u yeisú ch’u tleix̲, gáax̲, gáax̲.

b.) wé atk’átsk’u yeisú ch’u tleix̲ tél ugáax̲.

c.) yeisú ch’u tleix̲, x̲agáax̲, x̲agáax̲.

2.

a.) ách áyá yu.á yéil ch’a tleix̲ t’ooch’ yáx̲ has sitee

b.) ách áyá yu.á yéil ch’a tleix̲ tél t’ooch’ yáx̲ has wustee.

c.) ax̲ tuk̲’atáal x̲’eishx’u yáx̲ sitee.

3.

a.) yéil wé k̲ook naadáx̲ aawataan.

b.) wé k̲ook naadáx̲ x̲waataan.

c.) tlél wé k̲ook naadáx̲ x̲wataan.

4.

a.) wé gagaan k̲u.aa a tóodáx̲ yéi woonee.

b.) wé gagaan k̲u.aa a tóodáx̲ yéi has woonee wé lingítch.

c.) wé kooxéedaa k̲u.aa a tóodáx̲ yéi woonee wé k̲oo át latóom aa.

yéil a daat kagán k̲u.oo k̲ukaawateeyí data shkalneek

_____ **yoo x̲at duwasaakw**

Worksheet 4

Instructions: In the spaces provided, write yéil a daat kagán k̲u.oo k̲ukaawateeyí data shkalneek as best as you can in Lingít.

1.

2.

3.

4.

5.

6.

7.

8.

9.

10.

11.

12.

13.

14.

15.

16.

17.

18.

19.

20.

21.

22.

23.

24.

25.

26.

27.

28.

29.

30.

31.

12. léelk’w x̲alak’ách’ shkalneek

_____ **yoo x̲at duwasaakw**

Worksheet 1

Instructions: Fill in the blanks with a word from the list. Each word in the list is used only once.

Set 1 Wordbank exercises

káanax̲	déis	kuháawu	l’eet
tsín	k̲útx̲	kaax̲ wudzigeet	máa náx̲ sáyá

1. s’igeidí _____ du yáa uwahóo.

2. «ax̲ tuwáa sigóo wé héen _____ á x̲wagoodí»

3. léelk’w k̲u.aa _____ káa kei uwagút.

4. léelk’w k̲u.aa a _____

5. yeisú _____ du yáa uwahóo.

6. tsín k̲u.aa yéi x̲’ayak̲á «ax̲ _____ káa kei gú»

7. «léelk’w, _____ eegáax̲?»

8. léelk’w k̲wa yéi x̲’ayak̲á «_____ kusigénk’»

Set 2 Wordbank exercises

deiyí	léelk’w	uwatsé x̲	wulix̲’ús’k̲
x̲’oos	yéi ash daayak̲á	dax̲ akaawax̲út’	kát akamlilúx’

1. s’eekch _____.

2. x̲alak’ách’ k̲u.aa wé s’eek x̲’oos _____.

3. wé s’eek _____ yíx̲ yaa nagút.

4. wé s’eek _____«wé dei kaax̲ wugú»

5. wé s’eek x̲’oos k̲u.aa _____.

6. s’eek wé x̲alak’ách’ x̲aawú aax̲ _____.

7. _____ k̲u.aa x̲alak’ách’x̲ wusitee.

8. s’eek _____ k̲u.aa wudichún.

Set 3 Wordbank exercises

yaawat’áa	yaa naltsís	yeedát
hintáakdáx̲	yeisú	shóot amdi.ák

1. _____ hintáakx̲ déis yaa nagút.

2. _____ k̲u.aa woosh een has dik’éi.

3. hé s’igeidí kuháawu káx’ _____.

4. s’igeidí du kuhaawú _____.

5. kát shamdix̲ích, aagáa tsá hintóox̲ _____.

6. _____ kei uwagút.

léelk’w x̲alak’ách’ shkalneek

_____ **yoo x̲at duwasaakw**

Worksheet 2

Instructions: Write the correct Lingít sentence for the corresponding image from léelk’w x̲alak’ách’ shkalneek. Use the space provided next to each picture. The pictures are divided into sets and in random order.

Set 1

	
	
	

	
	
	
	
	

	
	
	

Set 2

	
	
	
	
	

	
	
	
	

Set 3

	
	
	
	
	

	

léelk’w x̲alak’ách’ shkalneek

_____ **yoo x̲at duwasaakw**

Worksheet 3

Instructions: Translate the sentences into English. Sentence **a** is from the story. Sentences **b** and **c**, which follow, are similar sentences with different vocabulary the class has learned.

Set 1

1.

a.) yeisú tsín du yáa uwahóo.

_____

b.) yeisú tsín tél du yáa wuhú.

_____

c.) yeisú tsín has du yáa uwahóo.

_____

2.

a.) tsín k̲u.aa yéi x̲’ayak̲á «ax̲ l’eet káa kei gú»

_____

b.) tsín k̲u.aa tél yéi x̲’awuk̲á «ax̲ l’eet káa kei gú»

_____

c.) yéi x̲’ayax̲ak̲á « ax̲ l’eet káa kei gú»

_____

3.

a.) tsín aax̲ woohóo.

b.) tsaa aax̲ woohóo.

c.) tsín k̲a s'igeidí aax̲ has woohóo.

4.

a.) léelk'w k̲u.aa kuháawu káa kei uwagút.

b.) léelk'w k̲u.aa kuháawu tél káa kei wugoot.

c.) s'igeidí k̲u.aa wé naháashadi káa kei uwagút.

5.

a.) léelk’w k̲u.aa a kaax̲ wudzigeet.

b.) léelk’w k̲u.aa tél a kaax̲ wusgeet.

c.) s’igeidí k̲a tsálk k̲u.aa wé aas kaax̲ has wudzigeet.

Set 2

1.

a.) s’eekch uwatsé̲x̲.

b.) s’eekch tél uwutsei̲x̲.

c.) tél a̲x̲ húnx̲w x̲watsei̲x̲.

2.

a.) s’eek x̲’oos k̲u.aa wudichún.

b.) s’eek x̲’oos k̲u.aa tél wudachoon.

c.) k̲u.aa tél x̲at wudachoon.

3.

a.) x̲alak’ách’ k̲u.aa wé s’eek x̲’oos kát akamlilúx’.

b.) x̲alak’ách’ k̲u.aa tél wé s’eek x̲’oos kát akawullóox’.

c.) lingítch k̲u.aa tél wé héen kát has akawullóox’.

4.

a.) wé s’eek yéi ash daayaḵá «wé dei kaax̲ wugú»

b.) wé ḵaa tél yéi ash daawuḵá «wé dei kaax̲ wugú»

c.) yéi ax̲ yéet daayax̲aḵá «wé nadáakw kaax̲ wugú»

5.

a.) s’eek wé x̲alak’ách’ x̲aawú aax̲ dax̲ akaawax̲út’.

b.) wé oox̲ daa yoo ahéix̲ du oox̲ aax̲ dax̲ akaawax̲út’.

c.) s’eek ḵa tsín wé x̲alak’ách’ x̲aawú aax̲ dax̲ has akaawax̲út’.

Set 3

1.

a.) hé s’igeidí kuháawu káx’ shóot amdi.ák.

_____

b.) wé naháashadi káx’ shóot a<u>x</u>wdi.ák.

_____

c.) wé aas káx’ tél shóot a<u>x</u>wda.aak.

_____

2.

a.) s’igeidí du kuhaawú yaawat’áa.

_____

b.) wé <u>x</u>’aan yaawat’áa.

_____

c.) wé s’isaa hít tél yawut’á.

_____

3.

a.) yeisú hintáakx̲ déis yaa nagút.

b.) yeisú hintáakx̲ déis yaa nagút.

c.) yeisú s'eek deiyí yíx̲ yaa nagút.

4.

a.) hintáakdáx̲ kei uwagút.

b.) wé shaa ká kei nx̲agút.

c.) máanáx̲ sawé hintáakdáx̲ kei neegút?

5.

a.) ax̲ tuwáa sigóo wé héen káanax̲ á x̲wagoodí.

b.) i tuwáa sigóo gí wé shaa káanax̲ á yigoodí?

c.) tél du tuwáa ushgú wé héen káanax̲ á wugoodí.

léelk’w x̲alak’ách’ shkalneek

_____ **yoo x̲at duwasaakw**

Worksheet 4

Instructions: In the spaces provided, write léelk’w x̲alak’ách’ shkalneek as best as you can in Lingít.

1.
2.
3.
4.
5.
6.
7.

8.

9.

10.

11.

12.

13.

14.

15.

16.

17.

18.

19.

20.

21.

22.

23.

24.

25.

26.

27.

28.

29.

30.

31.

32.

33.

13. xíxch’ shaawát shkalneek

_____ **yoo x̲at duwasaakw**

Worksheet 1

Instructions: Fill in the blanks with a word from the list. Each word in the list is used only once.

Set 1 Wordbank exercises

yá húnx̲u	a daa yoo akoolgéen	dlóotlk’idáx̲ át woogoot
amsinook	yaa k̲unahéin	hú kamduwashóok̲
woosh kík’i yán	akgwatée	

1. k̲u.éex’i kaadé _____.

2. wé xíxch’ aax̲ _____.

3. k’idéin _____ ítdáx̲.

4. nás’gináx̲ k̲áa, _____ áyá k̲udzitee.

5. yá kík’i aa k̲u.aa _____ .

6. «daa sákwshé haandé _____?»

7. wé xíxch’, du shát,_____.

8. _____aa, dei dax̲ has aawasháa.

Set 2 Wordbank exercises

la.oox’ú	doogú	tlél daa sá du jee	
has aswook̲	kachákdu	wanináx̲	

1. wé húnx̲i aa hás _____ yís has du jee at shayadihéin.

2. wé k̲u.éex'it _____.

3. wé kík'i aa k̲u.aa _____.

4. wé has du shát hás at doogú _____.

5. «nagú wé at doogú _____ haat la.á»

6. «_____ k̲u.aa yéi nasné»

7. wé at _____ kachákdi haat amli.át.

Set 3 Wordbank exercises

wuliyex̲i át ch'a koogéiyi has át yaawatlúx' daa.áax̲u yeegáa wuliyéxi át yáa ayamduwanei

1. wé kík'i aa _____ ch'a yéi at yatee.

2. wé xíxch', du shátch dax̲ _____.

3. a.ítdáx̲ du _____

4. _____ a daat at shook̲.

5. wé húnx̲i aa shayadihéin has du la.oox'ú yís has du shát hás dax̲

_____.

6. la.oox'ú yís neil _____.

7. wé la.oox'ú _____ tlénx' neil has amli.át.

xíxch' shaawát shkalneek

_____ **yoo xat duwasaakw**

Worksheet 2

Instructions: Write the correct Lingít sentence for the corresponding image from xíxch' shaawát shkalneek. Use the space provided next to each picture. The pictures are divided into sets and in random order.

Set 1

	
	
	

	
	
	
	
	

	
	
	

Set 2

	
	
	
	
	

	
	
	
	

Set 3

	
	
	
	

	

	

xíxch’ shaawát shkalneek

_____ **yoo x̲at duwasaakw**

Worksheet 3

Instructions: Translate the sentences into English. Sentence **a** is from the story. Sentences **b** and **c**, which follow, are similar sentences with different vocabulary the class has learned.

Set 1

1.

a.) wé xíxch’ aax̲ amsinook.

_____

b.) wé k̲’eikaxwéin aax̲ x̲wasinook.

_____

c.) tél wé xíxch’ aax̲ awusnook.

_____

2.

a.) xíxch’ áyú, áak’w yaax̲ amsiteen.

_____

b.) ax̲ katíx̲’aayi áyú, dei yaax̲ tél has awusteen.

_____

c.) ax̲ katíx̲’aayi yeeysiteen gí?

_____

3.

a.) wé xíxch’ k̲u.aa tle aawasháa.

b.) déix̲ dís shukát, wé shageigi k̲áa tél x̲waasháa.

c.) wé shakligéiyi shawáat iyasháa gí?

4.

a.) k̲u.éex’i kaadé yaa k̲unahéin.

b.) yeistdé yaa k̲unahéin

c.) taakw.wwtítdé yaa k̲unahéin

5.

a.) daa sákwshé haandé akgwatée?

b.) tél atx̲á aadé akgwatee.

c.) wé dóosh neildé aawatee.

Note: *aadé akgwatee* = s/he will take/bring it there (future)
aadé aawatee = s/he took/brought it there (past)

Set 2

1.

a.) wé xíxch' du shát k̲u.aa, du x̲úx̲ aawax̲oox̲.

b.) k̲u.aa, ax̲ x̲úx̲ x̲waax̲oox̲

c.) tél ax̲ chaan x̲wax̲oox̲.

2.

a.) wé has du shát hás at doogú has aswook̲.

b.) wé shát at doogú aswook̲.

c.) daa sá i x̲ooníx̲ has aswook̲?

3.

a.) waninax̲ k̲u.aa yéi nasné.

b.) k'idéin yéi nasné!

c.) waninax̲ yéi naysané!

4.

a.) wé at doogú kachákdi haat amli.át.

b.) i gwéili haat has amli.át

c.) wé x'úx' kachákdi haat x̲wali.át

5.

a.) wé k̲u.éex'it k̲oowaháa.

b.) tél wé k̲u.éex'it k̲oowuhá.

c.) wé sgóont k̲oowaháa

Set 3

1.

a.) la.oox'ú yís neil has át yaawatlúx'.

b.) dáanaa yís neil wé yées shaawát át yaawatlúx'.

c.) x'úx' yís x'úx' daakahídi ax̲ x̲úx̲ át yaawatlúx'

2.

a.) ch'a koogéiyi a daat at shook̲.

b.) ch'a koogéiyi a daat tlél has at ushook.

c.) waninax̲ a daat at x̲ashook̲.

3.

a.) wé la.oox'ú daa.áax̲u tlénx' neil has amli.át.

b.) wé gwéil tlénx' neil amli.át.

c.) tél wé x'óowu kachákdi has awul.aat.

4.

a.) wé kík'i aa yeegáa ch'a yéi at yatee.

b.) wé kík'i aa yeegáa ch'a yéi x̲at yatee.

c.) wa.é yeegáa ch'a yéi has yatee.

5.

a.) a.ítdax̲ du yáa awux̲aanei

b.) a.ítdax̲ du yáa awux̲aanei.

c.) a.ítdax̲ tél du yáa ayamduwooné.

xíxch’ shaawát shkalneek

_____ **yoo <u>x</u>at duwasaakw**

Worksheet 4

Instructions: In the spaces provided, write xíxch’ shaawát shkalneek as best as you can in Lingít.

1.
2.
3.
4.
5.
6.
7.

8.

9.

10.

11.

12.

13.

14.

15.

16.

17.

18.

19.

20.

21.

22.

23.

24.

25.

26.

14. wuditlá<u>x</u> shú shkalneek

_____ **yoo <u>x</u>at duwasaakw**

Worksheet 1

Instructions: Fill in the blanks with a word from the list. Each word in the list is used only once.

Set 1 Wordbank exercises

has asxook	aldás't	amdlidás'	atlée
<u>x</u>'éeshi	wuditlá<u>x</u>	amlitl'eet	ligaas

1. wé <u>k</u>u.oo, <u>x</u>áat _____.

2. «wé at _____ a<u>x</u> tuwáa aasigóo.»

3. hé yadák'w kéítladi áyá da<u>x</u> _____ .

4. wé at <u>x</u>'éeshi <u>k</u>u.aa _____.

5. ch'a koogéiyi _____ .

6. « _____ , a<u>x</u> éet yaan uwahéa!»

7. _____ ch'a koogéiyi at dultl'eedí.

8. wé kéidladi _____.

Set 2 Wordbank exercises

wusitee	ash uwa<u>x</u>út'	yéi dagaatee	í<u>k</u>
yóo has aawasáa	ch'a koogéiyi	kei uwax'ák	ayanadláa<u>k</u>

1. «wuditlá<u>x</u>» _____.

2. héent _____.

3. tléix' táakw shunaxéex wé t'á héen yíx̲ _____

4. wé t'á k̲u.oo wé héen taa _____ .

5. _____ seit áyá du jeewú.

6. wé yadák'w k̲u.aa t'áx̲ _____ .

7. _____ amlitl'eet.

8. wuditláx̲ du aaní _____ du tláa k̲a du éesh amsiteen

Set 3 Wordbank exercises

yées k̲áax̲	uwaták̲	akoo.aak̲w	du sé
káx̲ yaawa.áx̲	t'á	k̲ux̲ ayamdixwáa	akanéek

1. _____, ík̲ seit amsiteen.

2. du éesh x'óom du _____.

3. du éeshch _____.

4. wé yadák'w k̲u.aa, _____

5. du tláa ch'a gaa _____ wé t'á uwaxaashí.

6. k̲aa een _____ wé aadé wuneeyi yé.

7. wé yadák'w wé _____ k̲u.oo x̲oo k̲udzitee.

8. wuditláx̲ _____sitee.

wuditlá<u>x</u> shú shkalneek

_____ **yoo <u>x</u>at duwasaakw**

Worksheet 2

Instructions: Write the correct Lingít sentence for the corresponding image from wuditlá<u>x</u> shú shkalneek. Use the space provided next to each picture. The pictures are divided into sets and in random order.

Set 1

	
	
	

	
	
	
	
	

	

	

Set 2

	
	
	
	
	

	
	
	

Set 3

	
	
	
	
	

	

wuditlá<u>x</u> shú shkalneek

_____ **yoo <u>x</u>at duwasaakw**

Worksheet 3

Instructions: Translate the sentences into English. Sentence **a** is from the story. Sentences **b** and **c**, which follow, are similar sentences with different vocabulary the class has learned.

Set 1

1.

a.) wé <u>k</u>u.oo, <u>x</u>áat has asxook.

_____

b.) wé yadák'w, tél <u>x</u>áat oosxook.

_____

c.) a<u>x</u> sáni, dleey asxook.

_____

2.

a.) wé at <u>x</u>'éeshi <u>k</u>u.aa wuditlá<u>x</u>.

_____

b.) tél wé at <u>x</u>'éeshi wudatlaa<u>x</u>.

_____

c.) wé tléikw <u>k</u>u.aa yaa nadatlá<u>x</u>.

_____

3.

a.) ch’a koogéiyi amlitl’eet.

b.) waninax̲ x̲walitl’eet wé té.

c.) tél kidéin x̲walatl’eet wé aan at kadushxit át.

4.

a.) wé kéidladi amdlidás’.

b.) tél wé gax̲ awuldáas’.

c.) wé tsálk x̲wadlidás’.

5.

a.) héent ash uwaxút'.

b.) tél wé doogú awusxóot'.

c.) tél shayadihéini daa.áaxu tlénx xwsaxóot'

Note: *wuditláx* = it is moldy, it got moldy
yaa nadaláx = it is getting moldy

Set 2

1.

a.) wé yadák'w ku.aa t'áx wusitee.

b.) yeedát wé yadák'w t'áx sitee.

c.) wé yadák'w tél s'igeidix wustí.

2.

a.) «wuditlá<u>x̲</u>» yóo has aawasáa.

b.) a<u>x̲</u> yéet «shaan<u>k̲</u>uyis» yóo <u>x̲</u>waasáa.

c.) wé shawáat tél «shaan-tláa» yoo has awusá.

3.

a.) tléix' táakw shunaxéex wé t'á héen yí<u>x̲</u> kei uwax'ák.

b.) tléix' gaaw shunaxéex wé tsaa yánde uwax'ák.

c.) wé t'á tél yánde wux'aak.

4.

a.) du tláa ch'a gaa akoo.aak̲w wé t'á uwaxaashí.

b.) tél du tláa akoo.aak̲w wé t'á uwax̲aayí.

c.) kax̲wa.aak̲w wé dzísk'w x̲waal'óoní.

5.

a.) du sé, ík̲ seit amsiteen.

b.) tél ax̲ ík̲ gukádi yisateen.

c.) tél shayadihéini atgutu.ádi yeeysateen.

Note: *-x̲ wusitee* = s/he became a ---
-x̲ sitee = s/he is a ---

Set 3

1.

a.) wé yadák'w wé t'á k̲u.oo x̲oo k̲udzitee.

b.) wé shaatk' wé lingít k̲u.oo x̲oo k̲udzitee.

c.) wé yadák'w k̲a wé shaatk' tél wé atgutu.ádi x̲oo k̲oostí.

2.

a.) du éeshch uwaták̲.

b.) du éeshch tél wé x̲áat awutaak̲.

c.) wé lingítch tél tsaa has awutaak̲

3.

a.) ligaas ch’a koogéiyi at dultl’eedí.

b.) ch’a koogéiyi wé yakwlijéeyi doonyaax̲ naa.át x̲walitl’eet.

c.) ch’a koogéiyi tél wé sakwnéin x̲walatl’eet.

4.

a.) wuditlá x̲ yées k̲áax̲ sitee.

b.) wé wuditlá x̲ éesh tél yées k̲áax̲ ustí.

c.) k̲aa een akanéek wé aadé wuneeyi yé.

5.

a.) k̲aa een akanéek wé aadé wuneeyi yé.

b.) tél k̲aa een akooneek wé aadé wuneeyi yé.

c.) k̲aa een kax̲néek wé aadé wuneeyi yé.

wuditlá<u>x</u> shú shkalneek

_____ **yoo <u>x</u>at duwasaakw**

Worksheet 4

Instructions: In the spaces provided, write wuditlá<u>x</u> shú shkalneek as best as you can in Lingít.

1.

2.

3.

4.

5.

6.

7.

8.

9.

10.

11.

12.

13.

14.

15.

16.

17.

18.

19.

20.

21.

22.

23.

24.

15. táax'aa shkalneek

_____ **yoo xat duwasaakw**

Worksheet 1

Instructions: Fill in the blanks with a word from the list. Each word in the list is used only once.

Set 1 Wordbank exercises

kusax̲á k̲áa	aa aawaják̲	ch'u yéi k̲u.oo	gwálaa
du húnx̲	uwanúk	uwat'úk	k̲ustéeyin

1. k̲usax̲á k̲áa áyá _____, yú.á.

2. wé húnx̲i _____.

3. tsu ítnáx̲ haat góot wé _____

4. _____ **,** wé kík' aach k̲u.aa.

5. _____ has uyaawún**.**

6. _____ du jee.

7. wé kík' aa a daat x'áant _____.

8. tléix' k̲áa áyú, _____ k̲udzitee.

Set 2 Wordbank exercises

ashakamlix̲óot'	yan uwanéí	áa teix̲ yé	áa neil
ungayaat	kináat hán	wuk̲ajáak̲	

1. wé kík' aa, wé k̲usax̲á k̲áa _____ yóo tuwatee.

2. wé ḵusax̲á ḵáa _____.

3. wé _____ , du x'óomu tú at shukaawachák.

4. wé át tá _____.

5. wé x'óom _____.

6. wé kík'aa wé ḵusax̲á ḵáa yeedé _____.

7. wé ḵusax̲á ḵáa _____ góot.

Set 3 Wordbank exercises

du tú	ax̲óot'	táax'aa	ḵusax̲á ḵáa
amdlisín	shunax̲wáayi	ch'a has du x̲'éi linúkts	

1. _____ du shantóodáx̲ kei kamdlihích.

2. ách áyá táax'aa ḵaa sheiyí _____.

3. káanáx̲ áa yax̲ _____.

4. wé kík' aa déis akgwajáaḵ, _____.

5. _____, wé kík' aa ḵu.aa.

6. _____ du jeet wusiḵúx'.

7. wé _____, wé áa s ḵudziteeyi yéit uwagút.

táax'aa shkalneek

_____ **yoo xat duwasaakw**

Worksheet 2

Instructions: Write the correct Lingít sentence for the corresponding image from táax'aa shkalneek. Use the space provided next to each picture. The pictures are divided into sets and in random order.

Set 1

	
	
	

	
	
	
	
	

	

Set 2

	
	
	
	
	

	

	

Set 3

	
	
	
	
	

	

táax'aa shkalneek

_____ **yoo xat duwasaakw**

Worksheet 3

Instructions: Translate the sentences into English. Sentence **a** is from the story. Sentences **b** and **c**, which follow, are similar sentences with different vocabulary the class has learned.

Set 1

1.

a.) tléix' k̲áa áyú, du húnx̲ k̲udzitee.

_____

b.) tléix' shaawát áyú, du yéet k̲udzitee.

_____

c.) tléix' k̲áa áyú, tél du shát k̲oostí.

_____

2.

a.) wé húnx̲i aa aawaják̲.

_____

b.) du éek aa s'eekch tél awujaak̲.

_____

c.) shayadahéini kuts'een wé lingítch has aawaják.

_____

3.

a.) wé kík’ aa a daat x’áant uwanúk.

_____

b.) a daat x’áant x̲waanúk.

_____

c.) i tláa a daat tél x’áant wunook.

_____

4.

a.) tsu ítnáx̲ haat góot wé k̲usax̲á k̲áa.

_____

b.) tsu ítnáx̲ tél haat wugoot wé k̲usax̲á k̲áa

_____

c.) tsu ítnáx̲ haat yaa nagút wé k̲usax̲á k̲áa.

_____

5.

a.) uwat'úk, wé kík' aach k̲u.aa.

b.) tél awut'óok, wé kík' aach k̲u.aa.

c.) wé shayadahéini atgutu.ádi x̲waat'úk.

Set 2

1.

a.) wé kík' aa, wé k̲usax̲á k̲áa wuk̲ajáak̲ yóo tuwatee.

b.) wé k̲usax̲á k̲áa, wé lingít yóo tuwatee.

c.) wé lingítch, wé k̲usax̲á k̲áa wuk̲ajáak̲ yóo has tuwatee.

2.

a.) wé áa teix̲ yé, du x'óomu tú at shukaawachák.

b.) i shát du gwéil tú akaawachák.

c.) wé x'úx' tél has akawucháak.

3.

a.) wé x'óom kináat hán.

b.) wé s'ísaa hít kináat hán wé yatseeneit.

c.) daa sáwé kináat hán?

4.

a.) wé kík'aa wé k̲usax̲á k̲áa yeedé yan uwanéí.

b.) sgóon tél yan has wuné wé sgóonwanch.

c.) sgóon tél yan has wuné wé sgóonwanch.

5.

a.) wé k̲usax̲á k̲áa ashakamlix̲óot'.

b.) wé aas akamlix̲óot'.

c.) tél wé at daayí akawulx̲óot'.

Set 3

1.

a.) wé kík’ aa déis akgwajáak̲, du tú.

b.) wé kík’ aa déis tél akgwajaak̲, du tú.

c.) yeist áyá, ách áyá dzísk’w kuk̲ajáak̲.

2.

a.) amdlisín, wé kík’ aa k̲u.aa.

b.) has amdlisín, wé k’isáani k̲u.aa

c.) tél awulseen, wé yées shaawát k̲u.aá

3.

a.) káanáx̲ áa yax̲ ax̲óot’.

b.) wé daa.áaax̲u tlénx’ neildé aawax̲óot’

c.) wé yaagu tlénx’ yánde x̲waax̲óot’.

4.

a.) shunax̲wáayi du jeet wusik̲úx’.

b.) ax̲ shax̲aawú du jeet wusik̲úx’!

c.) gwálaa du jeet wusik’úx’.

5.

a.) táax'aa du shantóodáx̲ kei kamdliyích.

b.) kusigéink'i jáx̲wgu wé aasdáx̲ kei kamdliyích.

c.) wé gijookx' kei kamdliyích.

Note: *kgwajáax̲* = s/he will kill him/her/it
kux̲ajaáx̲ = I will kill him her it

táax'aa shkalneek

_____ **yoo <u>x</u>at duwasaakw**

Worksheet 4

Instructions: In the spaces provided, write táax'aa shkalneek as best as you can in Lingít.

1.

2.

3.

4.

5.

6.

7.

8.

9.

10.

11.

12.

13.

14.

15.

16.

17.

18.

19.

20.

21.

22.